


5 *easy steps to
order LIDT services
using*

LIDARIS CRM

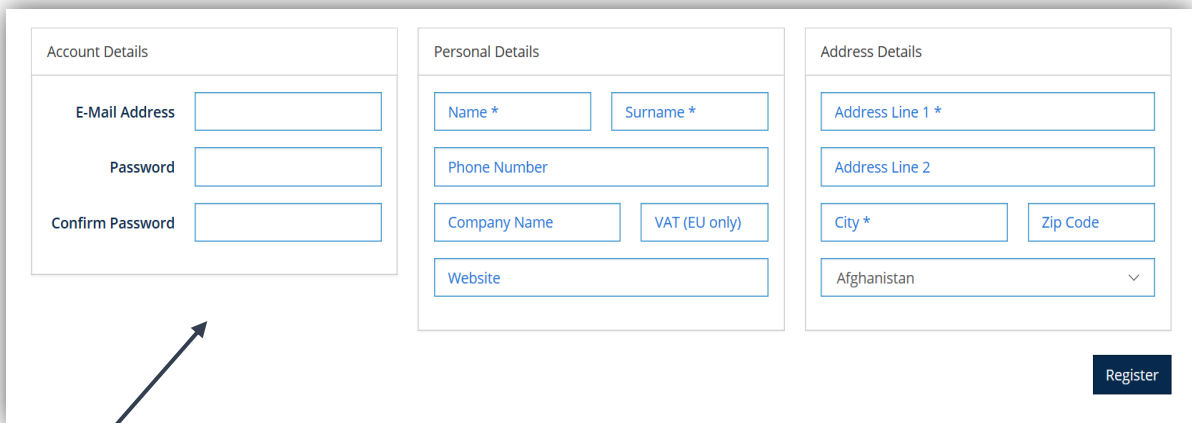
Step 1 – Where to start?

Go to : my.lidarlis.com/



Start using *Lidarlis CRM* by signing up.

Step 2 – How to register?



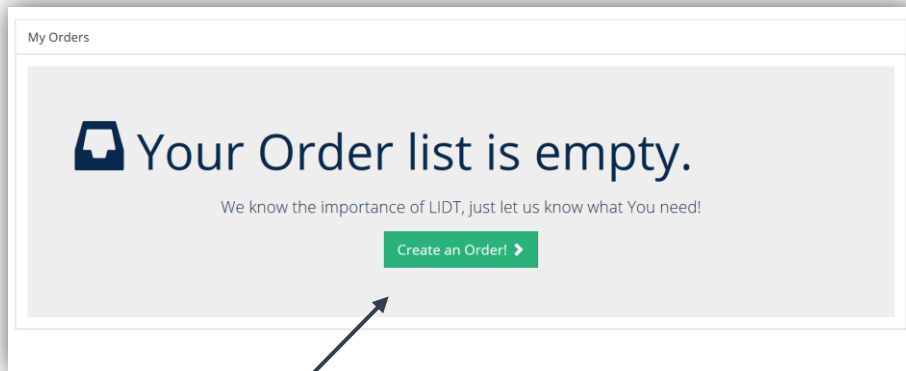
Account Details	Personal Details	Address Details
E-Mail Address <input type="text"/>	Name * <input type="text"/> Surname * <input type="text"/>	Address Line 1 * <input type="text"/>
Password <input type="password"/>	Phone Number <input type="text"/>	Address Line 2 <input type="text"/>
Confirm Password <input type="password"/>	Company Name <input type="text"/> VAT (EU only) <input type="text"/>	City * <input type="text"/> Zip Code <input type="text"/>
	Website <input type="text"/>	Afghanistan <input type="text"/>
		<input type="button" value="Register"/>

Fill in required information and press "Register". This is on-time procedure, however the information (except email address) could be edited when logging in to your account.

Tips: Fill in all required information even you are already customer of ours. It is perfect refreshment of important information.

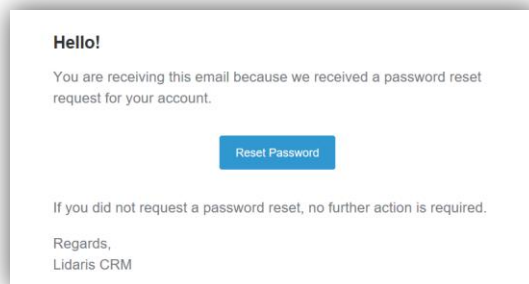
Step 3 – How to start ordering?

If you can see this – you successfully signed up to *Lidaris CRM*. Congratulations!



Now you can start using inquiries generating platform by pressing "Create an Order"

Tips: Forgot your password? Do not worry, it's not a bank account. Just enter your e-mail address to required field and immediately reset your password from e-mail inbox.


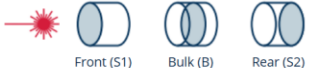


Step 4 – Features of the inquiry making tool

Describe your sample:

Step 1: Sample List – What kind of samples do you have?

Sample #1 : 12345_Lidaris Duplicate Reset Delete

Identification and description	Substrate	Coating(s)
Sample ID: 12345_Lidaris ? Enter description... <input type="text"/> Browse...	Material: Glass (BK7) v Specify Material: BK7 Shape: Round v	Front Surface (S1): AR Coating v Specify S1 here: <input type="text"/> Bulk Interface (B): No Inner Structures v ? Rear Surface (S2): Uncoated v Specify S2 here: S2 Uncoated Aoi (deg): 10° v ?
	Dimensions Diameter: 25.4 mm v Thickness: 3 mm v	 

Tips:



1. Please feel free to list any **data about your samples**: drawings, specification sheets, coating description, etc. We promise to keep it confidential! As a result we would be able to offer you the best testing procedure according sample specifications. Also, part of information **goes straightly to testing report**.

2. Have **2 or more samples** with the same or similar specifications? Don't waste your time and **duplicate** samples

Describe required testing parameters:

Step 2: Test List – What kind of tests do you need?

Test Type #1 Load a preset - 1000-on-1, 1550nm, 4ns, 100Hz, OPO Duplicate Reset ✖

Test Method	Irradiation conditions	Test surface
Test: <input type="text" value="S-on-1 (ISO 21254-2)"/> Pulses: <input type="text" value="1000"/> per Site Units: <input checked="" type="radio"/> J/cm ² (Fluence) <input type="radio"/> MW/cm ² (Irradiance) Other things to consider...	Laser Mode: <input type="text" value="Single-longitudinal mode laser"/> Wavelength: <input type="text" value="1550"/> nm Pulse Duration: <input type="text" value="4"/> ns Repetition Rate: <input type="text" value="100"/> Hz Testing AOI: <input type="text" value=""/> deg. Polarization: <input type="text" value="Linear (AOI = 0deg)"/>	<div style="display: flex; justify-content: space-around;"> <div style="text-align: center;">  <input checked="" type="checkbox"/> Front <input type="checkbox"/> Bulk <input type="checkbox"/> Rear </div> </div> <div style="display: flex; justify-content: space-around; margin-top: 10px;"> <div style="text-align: center;">  <input checked="" type="checkbox"/> Front <input type="checkbox"/> Bulk <input checked="" type="checkbox"/> Rear </div> </div>
Environmental conditions		
Environment: <input type="text" value="Air"/> Temperature: <input type="text" value="Room"/>		
Select samples for this test type		
<input checked="" type="checkbox"/> 12345_Lidaris <input checked="" type="checkbox"/> 12345_Lidaris_1		

Tips: 1. Take a look at **presets**, maybe your desired parameters are already written. **Save your time.**

2. Have **2 or more tests** with the same or similar specifications? Don't waste your time and **duplicate** tests

Step 5 – Send your inquiry

If you feel that inquiry is done, just press „Send Inquiry“ button. The system automatically will send inquiry to Lidaris team and a copy for you.

We will do our best to get in touch with you within one working day: in case of standard testing conditions and full sample information we will approach you with our best offer; otherwise to avoid ambiguities we will come back to you with few more questions.



Tips: 1. If you having any trouble, do not hesitate to contact us at any time:

Email: sales@lidaris.com

Phone: +37060909233

2. Lidaris CRM is at developing stage – please feel free to give us feedback in order to create the most convenient LIDT services ordering platform.